

Premier & Acculase Range

Modular Modulatable Lasers

Features

- Flexible design accommodating wide range of lens and diode options
- High bore sight accuracy on Acculase model
- Visible and Infra red versions
- Powers up to 100mW
- 2 Control drivers available:
 - *Linear Control (LC model)*
 - Linear intensity control
 - Analogue modulation
 - *Pulse Width Modulation (PWM model)*
 - Digital TTL on/off switching
 - < 0.5µs rise / fall time
- Stable output power
- Wide operating temperature
- Electrically isolated case
- Reverse polarity protection
- User adjustable focus

Applications

- Graphics Displays
- Vision Systems
- Telemetry
- Dynamic Lighting
- Medical
- Laboratory Testing
- Alignment Systems
- Beam Break

Premier & Acculase laser diode modules represent the highest level of optical and electrical performance at an economical price, a combination that is unmatched in the marketplace.

Unlike the Premier laser, the Acculase is precision set during manufacture that ensures that the output beam is accurately aligned to the outer sleeve.



This allows you fast and simple installation, as well as immediate and consistent alignment, even in the field.

The secret of their superiority is a control circuit design that not only gives you excellent output power stability over time and temperature, but also offers fast, closed-loop modulation with an extinction ratio as high as 10,000:1. Two control circuits are available either the LC (Linear Control) or the PWM (Pulse Width Modulation).

The LC version allows you to control the output intensity linearly by applying a voltage of between 0 to 1 volts, to the control input. The output intensity will faithfully replicate any arbitrary signal you wish to apply within the limits of the laser module's maximum rise and fall time. The input is clamped so that if you were to apply a level greater than 1 volt the output will not increase more than 5% above the factory set limit.

The PWM version allows you to use pulse width modulation of the output intensity from a TTL level input signal, within the limits of the laser module's maximum rise and fall time. You can therefore control the mean intensity of the laser beam simply by changing the mark to space ratio or modulate the laser with coded information.

A wide range of wavelengths, powers and lens options are available, each combination having been carefully selected to provide you optimum performance, while ensuring the laser diode is never over driven.

Product Overview

Premier-LC & PWM

Key Features:

- Choice of Visible or I/R Wavelengths
- Powers up to 100mW
- Choice of lenses to provide circular/elliptical beams or lines
- Linear Control or Pulse Width Modulation internal driver board
- Electrical isolated case
- Reverse Polarity protected




Diameter 15 mm
Length 47 mm

Acculase-LC & PWM

Key Features:

- High pointing accuracy < 1mRad
- Choice of Visible or I/R Wavelengths
- Powers up to 100mW
- Choice of lenses to provide circular/elliptical beams or lines
- Linear Control or Pulse Width Modulation internal driver board
- Electrical isolated case
- Reverse polarity protected



Diameter 15 mm
Length 47.5 mm

Lens Options

3 standard user adjustable lens types are available for the Premier and Acculase range:

- S Lens: Produces elliptical collimated beam or focused spot
- C2 Lens: Produces circular collimated beam or elliptical focused spot
- L8 Lens: Produces Gaussian line with full fan angle of typically 16 degrees.
(Please note other fan angles are available on request.)

Standard Wavelengths and Power Options

635 nm	1, 3, 5, 10, 15, 35 mW
650 nm	1, 5, 10 mW
660 nm	20, 30, 35, 50 mW
670 nm	1, 3, 5, 10 mW
685 nm	20, 50 mW
780 nm	5, 20 mW
785 nm	35, 50, 75, 90 mW
808 nm	100 mW
850 nm	1, 3, 5 mW
Custom	Please call for further details

Please note:

Wavelength tolerance can vary typically by + 10nm.

Not all the powers are available with all the lens options

Standard Driver Types



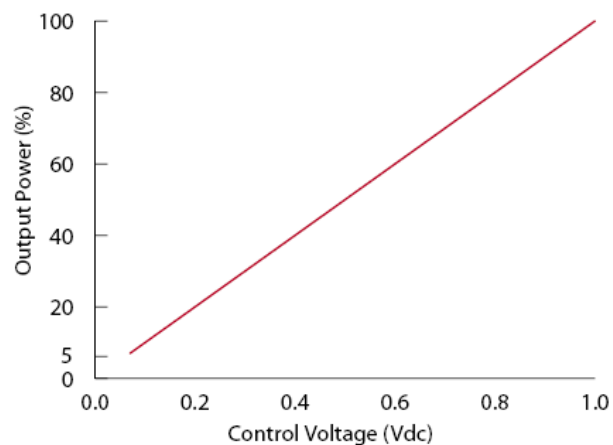
Two driver boards are available for the Premier & Acculase laser either a Linear Control or Pulse Width Modulation control.

(1) Linear Intensity & Analogue Modulation Control (LC Model)

- **User adjustable intensity control:**

Via the yellow control lead output power intensity may be linearly controlled from zero to the maximum factory set value. This may be achieved using a simple resistor or by applying a control voltage between 0 and 1V where 0V dc is off, +1 Vdc is maximum. This control is linear so an input of 0.5V would produce an output intensity of half maximum.

Power adjustment curve:



- **Modulation:**

Using the yellow control lead the laser may be modulated by using an external signal. The required voltage range is 0 to +1 Vdc (to set the maximum intensity), frequency range is DC to 300 KHz. Please note: applying more than 1 V does not increase the power above maximum but it can reduce the maximum frequency of modulation.

Please note: Intensity control and modulation functions may be used together.

(2) Pulse Width Modulation TTL Digital Control (PWM Model)

The Acculase / Premier laser is also available with a TTL driver board that allows the unit to be gated on and off, or pulse-width modulated at TTL voltage levels via the yellow control lead.

Rise Time: < 0.5 μ s (Varies with model)

Fall Time: < 0.5 μ s (Varies with model)

Extra Options



Heavy Duty Mounting clamp

The optional heavy duty mounting clamp allows the Premier & Acculase range to be securely fixed at any required direction or angle. The base plate has a series of threaded holes which allows the clamp to be fixed directly onto a machine or workbench.



Swivel Mount Clamp

The optional lower cost swivel clamp allows the Premier & Acculase to be mounted securely. It offers the user up and down movement as well as + 45° swivel. The base plate has a series of holes which allows the clamp to be fixed directly onto a machine or workbench.



Technical Informations

Mechanical Specifications

	Acculase-LC/ -PWM	Premier-LC/ -PWM
Mass	15 grams	17 grams
Dimensions	15 mm diameter by 47.5 mm	15 mm diameter by 47 mm
Housing	Anodized Aluminium	
Isolated Body	Yes	
Lead length	2000 mm (Other Lead Lengths available on request)	
Connector type	JST PHR4 4pin	

Optical Specifications

	Acculase-LC/ -PWM	Premier-LC/ -PWM
Diode Power	1 mW to 100 mW *	
Power Stability vs case Temp	0.005 % per °C	
Wavelength	635 nm to 850 nm	
Beam Size at Aperture	*	
Beam Divergence	*	
Pointing Accuracy	< 1 mrad	5 mrad
Pointing Stability vs Temp	0.005 mrad per °C	

Environmental Specifications



Operating case temperature	-10°C to +50°C
Storage temperature	-10°C to +80°C
Operating Humidity (% RH)	90 (non condensing)
MTTF at 25 °C	> 30,000 hours *

Electrical Specifications

	Acculase-LC	Acculase-PWM	Premier-LC	Premier-PWM
Input Voltage (Red Lead – Pin 1)	+3.3 Vdc to +6 Vdc	+5.0 Vdc ± 5%	+3.3 Vdc to +6 Vdc	+5.0 Vdc ± 5%
Input Voltage (Black Lead – Pin 2)	0 Vdc			
Operating Current Drive Circuit	< 3 mA			
Operating Current	Varies with Laser diode type and Temperature			
Reverse – Polarity protection	Yes			
Rise and fall times	1 µs	<0.5 µs	1 µs	<0.5 µs
Frequency range	DC to 300 KHz	DC to 1 MHz	DC to 300 KHz	DC to 1 MHz
Control Modulation Voltage Range (Yellow Lead – Pin 3) LC Version	0 - 1 V (see chart)		0 - 1 V (see chart)	
Modulation input voltage (Yellow Lead – Pin 3) PWM Version		< 0.4 V = Off > 2 V = On		< 0.4 V = Off > 2 V = On
TTL Enable (Blue Lead – Pin 4)	N/A	Low = Off High = On	N/A	Low = Off High = On

* = *Varies with Laser Diode type*

Specifications are typical at 25°C unless otherwise stated

Laser Safety

Our lasers are compliant to IEC 60825-1 standards. The lasers fall within one of the following classifications depending on power and wavelength. The examples of the labels supplied with the units are shown below.



OEM Laser Label



Class 2 / 2M Laser Label



Class 3R Laser Label

Quality & Warranty

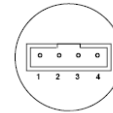
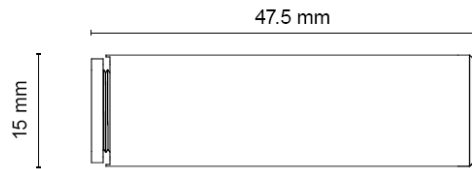


OEC GmbH
Vogelbergstraße 20
D-86441 Zusmarshausen

Tel. +49-(0)8291-18 86-0
Fax. +49-(0)8291-18 86-79
info@oec-gmbh.de
www.oec-gmbh.de

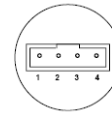
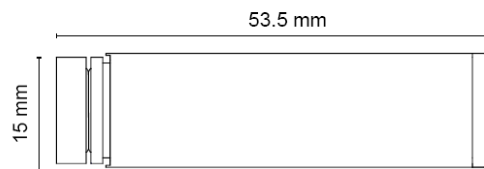
The Premier & Acculase range is supplied with a 12 month parts and labour warranty. Our manufacturing operations are certified to ISO9001.

Dimensional Drawings



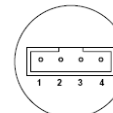
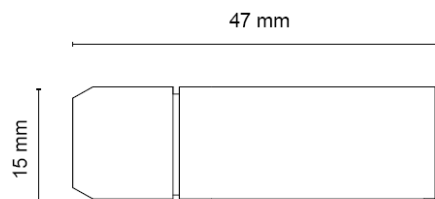
Pin 1 - Red
Pin 2 - Black
Pin 3 - Yellow
Pin 4 - LC = Green / Yellow
Pin 4 - PWM = Blue

ACCULASE-LC & PWM



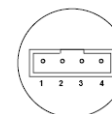
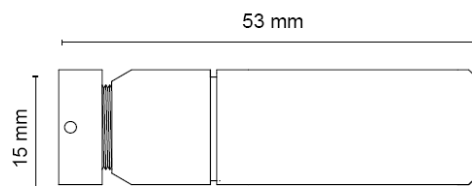
Pin 1 - Red
Pin 2 - Black
Pin 3 - Yellow
Pin 4 - LC = Green / Yellow
Pin 4 - PWM = Blue

ACCULASE-LC & PWM WITH L8 LINE LENS



Pin 1 - Red
Pin 2 - Black
Pin 3 - Yellow
Pin 4 - LC = Green / Yellow
Pin 4 - PWM = Blue

PREMIER-LC & PWM



Pin 1 - Red
Pin 2 - Black
Pin 3 - Yellow
Pin 4 - LC = Green / Yellow
Pin 4 - PWM = Blue

PREMIER-LC & PWM WITH L8 LINE LENS

OEC
Opto-Electronic
Components



OEC
YOUR PARTNER

